

2024

HEATING SYSTEMS CATALOG



VERSO ENGINEERING LTD
FOR WARM AND COSY LIFE



*Experience the warmth and beauty of our exquisite
collection of fireplaces and stoves. Crafted with
precision and designed to elevate any space,
our products are the perfect blend
of functionality and aesthetics.*

Enjoy!

G. Ivanov

Modern Woodburning stoves



MADE IN BULGARIA

Nothing compares to the cosy and inviting atmosphere created by a crackling fire in a woodburning stove. The radiant heat produced by a wood stove adds a natural warmth to any room, creating a comfortable and relaxing environment.

Woodburning stoves have high energy efficiency. Many factors contribute to making wood an increasingly advantageous choice of fuel. Some are linked to the very nature of raw material, others to the techniques used to increase energy output. Wood is fully renewable and carbon-neutral fuel source and when burning it does not increase the level of carbon dioxide in the atmosphere.

Verso Engineering has been producing wood stoves that thanks to their specific technical features allow you to take the most out of every single log. The combustion chamber is hermetically sealed, which stops oxygen from surrounding environment being taken in, while the tripple combustion significantly reduces fuel consumption. One of the greatest advantages of woodburning stoves is their ability to provide heat even when power outages or being in a remote areas. They come in variety of stylish designs, ranging from traditional to modern, which makes a beautiful centerpiece in any room in your home.



VERSO 2

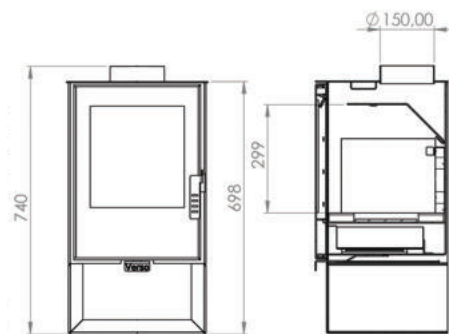


DIMENSIONS AND WEIGHT | РАЗМЕРИ И ТЕГЛО

w x d x h ш x д x в	390 x 390 x 740 mm
combustion chamber w x d x h горивна камера ш x д x в	280 x 300 x 290 mm
fuel chamber opening w x d отвор на горивната камера ш x в	280 x 240 mm
flue outlet diameter диаметър на изхода за димни газове	ø 150 mm
weight тегло	45 kg

HEAT OUTPUT | МОЩНОСТ

nominal heat efficiency топлинна мощност	5 kW
room heating capacity капацитет на отопление	40 - 80 m³



VERSO 2 L

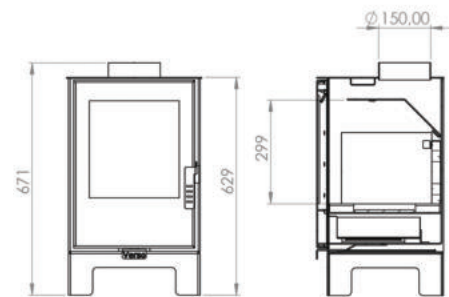


DIMENSIONS AND WEIGHT | РАЗМЕРИ И ТЕГЛО

w x d x h ш x д x в	390 x 390 x 670 mm
combustion chamber w x d x h горивна камера ш x д x в	280 x 300 x 290 mm
fuel chamber opening w x d отвор на горивната камера ш x в	280 x 240 mm
flue outlet diameter диаметър на изхода за димни газове	ø 150 mm
weight тегло	43 kg

HEAT OUTPUT | МОЩНОСТ

nominal heat efficiency топлинна мощност	5 kW
room heating capacity капацитет на отопление	40 - 80 m³



Although small in size, Verso's minies bring so much warmth and coziness to your space. With flickering flames dance with such grace, creating mesmerizing ambiance that instantly melts your heart and no compromise is being made on either burn technique, quality or environmental standards.



VERSO 3

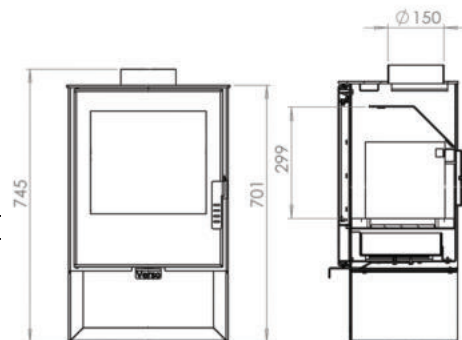


DIMENSIONS AND WEIGHT | РАЗМЕРИ И ТЕГЛО

w x d x h ш x д x в	450 x 350 x 745 mm
combustion chamber w x d x h горивна камера ш x д x в	380 x 250 x 290 mm
fuel chamber opening w x d отвор на горивната камера ш x в	330 x 240 mm
flue outlet diameter диаметър на изхода за димни газове	ø 150 mm
weight тегло	49 kg

HEAT OUTPUT | МОЩНОСТ

nominal heat efficiency топлинна мощност	5 kW
room heating capacity капацитет на отопление	40 - 80 m³



VERSO 3 L

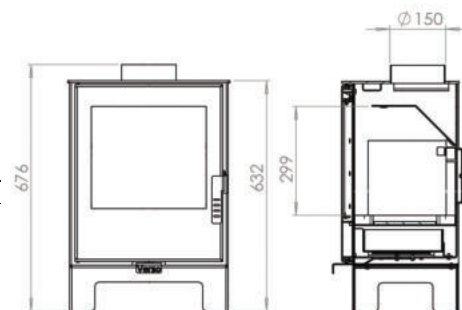


DIMENSIONS AND WEIGHT | РАЗМЕРИ И ТЕГЛО

w x d x h ш x д x в	450 x 350 x 676 mm
combustion chamber w x d x h горивна камера ш x д x в	380 x 250 x 290 mm
fuel chamber opening w x d отвор на горивната камера ш x в	330 x 240 mm
flue outlet diameter диаметър на изхода за димни газове	ø 150 mm
weight тегло	47 kg

HEAT OUTPUT | МОЩНОСТ

nominal heat efficiency топлинна мощност	5 kW
room heating capacity капацитет на отопление	40 - 80 m³





A

RHEIA

DIMENSIONS AND WEIGHT | РАЗМЕРИ И ТЕГЛО

w x d x h ш x д x в	510 x 420 x 748 mm
combustion chamber w x d x h горивна камера ш x д x в	440 x 320 x 310 mm
fuel chamber opening w x d x h отвор на горивната камера ш x в	400 x 295 mm
flue outlet diameter диаметър на изхода за димни газове	ø 150 mm
weight тегло	68 kg

HEAT OUTPUT | МОЩНОСТ

nominal heat efficiency топлинна мощност	5 kW
room heating capacity капацитет на отопление	60 - 80 m³



RHEIA L

DIMENSIONS AND WEIGHT | РАЗМЕРИ И ТЕГЛО

w x d x h ш x д x в	510 x 420 x 739 mm
combustion chamber w x d x h горивна камера ш x д x в	440 x 320 x 310 mm
fuel chamber opening w x d x h отвор на горивната камера ш x в	400 x 295 mm
flue outlet diameter диаметър на изхода за димни газове	ø 150 mm
weight тегло	66 kg

HEAT OUTPUT | МОЩНОСТ

nominal heat efficiency топлинна мощност	5 kW
room heating capacity капацитет на отопление	60 - 80 m³



RHEIA P

DIMENSIONS AND WEIGHT | РАЗМЕРИ И ТЕГЛО

w x d x h ш x д x в	510 x 420 x 786 mm
combustion chamber w x d x h горивна камера ш x д x в	440 x 320 x 310 mm
fuel chamber opening w x d x h отвор на горивната камера ш x в	400 x 295 mm
flue outlet diameter диаметър на изхода за димни газове	ø 150 mm
weight тегло	71 kg

HEAT OUTPUT | МОЩНОСТ

nominal heat efficiency топлинна мощност	5 kW
room heating capacity капацитет на отопление	60 - 80 m³



Rheia and Kara models are offered in three beautiful variants - one with log compartment, one with legs and one with pedestal.





KARA

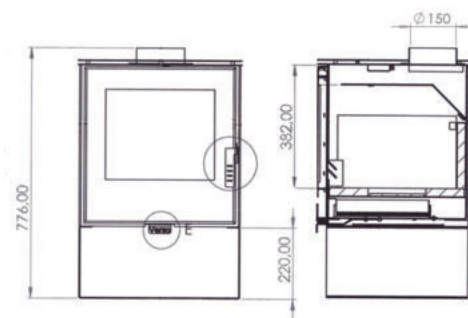


DIMENSIONS AND WEIGHT | РАЗМЕРИ И ТЕГЛО

w x d x h ш x д x в	510 x 500 x 776 mm
combustion chamber w x d x h горивна камера ш x д x в	440 x 420 x 320 mm
fuel chamber opening w x d x h отвор на горивната камера ш x в	400 x 295 mm
flue outlet diameter диаметър на изхода за димни газове	ø 150 mm
weight тегло	81 kg

HEAT OUTPUT | МОЩНОСТ

nominal heat efficiency топлинна мощност	7.5 kW
room heating capacity капацитет на отопление	100 - 120 m³



KARA L

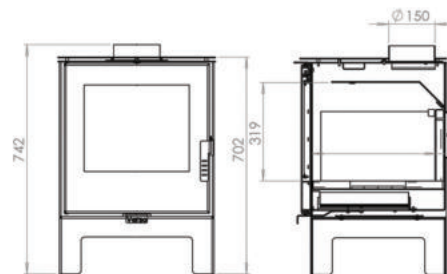


DIMENSIONS AND WEIGHT | РАЗМЕРИ И ТЕГЛО

w x d x h ш x д x в	510 x 500 x 742 mm
combustion chamber w x d x h горивна камера ш x д x в	440 x 420 x 320 mm
fuel chamber opening w x d x h отвор на горивната камера ш x в	400 x 295 mm
flue outlet diameter диаметър на изхода за димни газове	ø 150 mm
weight тегло	75 kg

HEAT OUTPUT | МОЩНОСТ

nominal heat efficiency топлинна мощност	7.5 kW
room heating capacity капацитет на отопление	100 - 120 m³





A

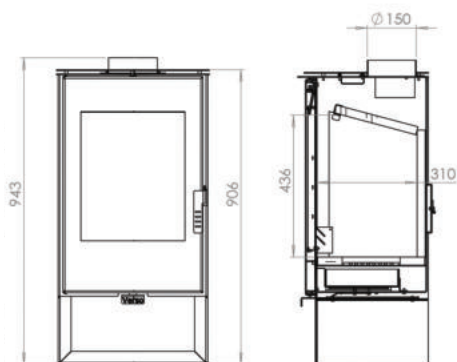
INA

DIMENSIONS AND WEIGHT | РАЗМЕРИ И ТЕГЛО

w x d x h ш x д x в	470 x 400 x 943 mm
combustion chamber w x d x h горивна камера ш x д x в	310 x 460 x 486 mm
fuel chamber opening w x d x h отвор на горивната камера ш x в	404 x 486 mm
flue outlet diameter диаметър на изхода за димни газове	ø 150 mm
weight тегло	79 kg

HEAT OUTPUT | МОЩНОСТ

nominal heat efficiency топлинна мощност	7.5 kW
room heating capacity капацитет на отопление	100 - 120 m³



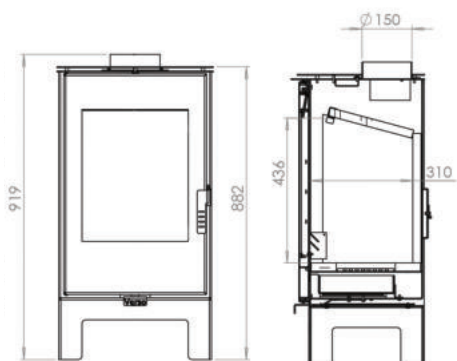
INA L

DIMENSIONS AND WEIGHT | РАЗМЕРИ И ТЕГЛО

w x d x h ш x д x в	470 x 400 x 919 mm
combustion chamber w x d x h горивна камера ш x д x в	310 x 460 x 486 mm
fuel chamber opening w x d x h отвор на горивната камера ш x в	404 x 486 mm
flue outlet diameter диаметър на изхода за димни газове	ø 150 mm
weight тегло	75 kg

HEAT OUTPUT | МОЩНОСТ

nominal heat efficiency топлинна мощност	7.5 kW
room heating capacity капацитет на отопление	100 - 120 m³





LHEIA



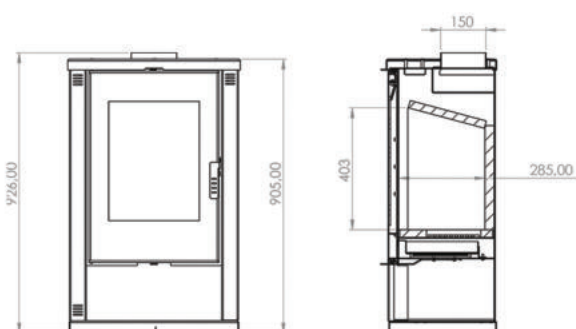
Black is neutral classic color that can easily blend with various color schemes. Consider pairing it with lighter shades like white, cream or gray for a modern and sleek look. You can also create a bold contrast by combining it with vibrant colors such as red, yellow or teal.



Ivory is a soft and elegant color that works well with a variety of styles. It pairs beautifully with earthy tones like beige, taupe or brown for a warm and inviting atmosphere. You can also create a sophisticated look by combining ivory with metallic accents.



Burgundy is a rich and deep color that adds warmth and depth to a space. It pairs well with neutral colors like cream, beige or gray for a classic and timeless look. For more dramatic effect you can combine it with darker shades like navyblue or charcoal gray.



DIMENSIONS AND WEIGHT | РАЗМЕРИ И ТЕГЛО

w x d x h ш x д x в	570 x 382 x 926 mm
combustion chamber w x d x h горивна камера ш x д x в	394 x 285 x 403 mm
flue outlet diameter диаметър на изхода за димни газове	ø 150 mm
weight тегло	73 kg

HEAT OUTPUT | МОЩНОСТ

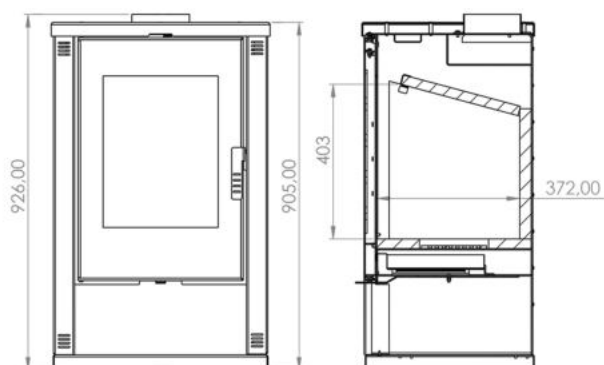
nominal heat efficiency топлинна мощност	7,5 kW
room heating capacity капацитет на отопление	100 - 120 m³



THEIA



Theia is our best selling woodburning fireplace. Its sleek and minimalist design, with big panoramic glass comes as a testament to its modern appeal. You can choose between three captivating colors - *Black*, *Ivory* and *Burgundy*.



DIMENSIONS AND WEIGHT | РАЗМЕРИ И ТЕГЛО

w x d x h ш x д x в	570 x 467 x 926 mm
combustion chamber w x d x h горивна камера ш x д x в	404 x 372 x 403 mm
flue outlet diameter диаметър на изхода за димни газове	ø 150 mm
weight тегло	83 kg

HEAT OUTPUT | МОЩНОСТ

nominal heat efficiency топлинна мощност	9 kW
room heating capacity капацитет на отопление	170 - 200 m³



Stone Collection


THEIA



SP

SC

CP



The natural beauty of stone adds a sense of sophistication and elegance to any room. The pattern and texture found in stone creates a visually stunning focal point, making the fireplace a true statement piece. Every piece is unique because of the natural element of the stone. Stone is an excellent heat conductor, meaning it can efficiently radiate heat into the room, which makes them not only aesthetically pleasing but also functional, providing cozy and warm atmosphere.

DIMENSIONS AND WEIGHT | РАЗМЕРИ И ТЕГЛО

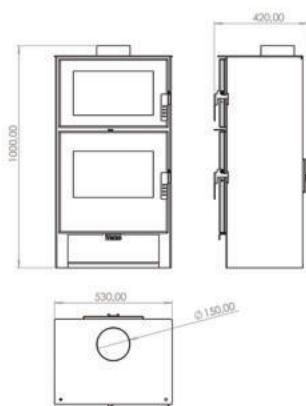
w x d x h ш x д x в	570 x 467 x 926 mm
combustion chamber w x d x h горивна камера ш x д x в	404 x 372 x 403 mm
flue outlet diameter диаметър на изхода за димни газове	ø 150 mm
weight тегло	93 kg

HEAT OUTPUT | МОЩНОСТ

nominal heat efficiency топлинна мощност	9 kW
room heating capacity капацитет на отопление	170 - 200 m²



VERSO F



DIMENSIONS AND WEIGHT | РАЗМЕРИ И ТЕГЛО

w x d x h ш x д x в	530 x 420 x 1000 mm
combustion chamber w x d x h горивна камера ш x д x в	420 x 310 x 250 mm
flue outlet diameter диаметър на изхода за димни газове	ø 150 mm
oven dimensions w x d x h размери на фурната ш x д x в	390 x 310 x 180 mm
weight тегло	85 kg

HEAT OUTPUT | МОЩНОСТ

nominal heat efficiency топлинна мощност	9 kW
room heating capacity капацитет на отопление	170 - 200 m³

This freestanding fireplace with baking component is the perfect addition to any home. Its sleek design and efficient heating capability make it a practical choice, while the oven adds a touch of versatility. From warming up a dish to baking bread, this fireplace will become the heart of your kitchen or living space. When gathered around the fire enjoying your favourite home backed goods.

Retro Woodburning stoves



The heat that comes from a wood stove is special because it is natural and environmentally friendly and, at the same time, it recalls that sense of that traditional familiarity and hospitality..

Verso's Retro woodburning stoves collection was created with tradition in mind, but without having neglected innovation with special regards to performance and environment, reducing consumption levels and toxic gas emissions.

Fashion and trends come and go but retro and vintage looking woodburning stoves are timeless. Perhaps you are renovating and want to ensure the traditional style in your home - Verso's Retro collection come as perfect option with several suggestions: being on pedestal, having low or tall legs, black metal or cast iron door (CID). Also you can choose between nickel coated or metal handles. Our Retro models are to complement creative and traditional spaces as they implement high standard materials.



MADE IN BULGARIA



A

VERSO 1



DIMENSIONS AND WEIGHT | РАЗМЕРИ И ТЕГЛО

w x d x h ш x д x в	470 x 400 x 673 mm
combustion chamber w x d x h горивна камера ш x д x в	390 x 280 x 350 mm
fuel chamber opening w x d x h отвор на горивната камера ш x в	265 x 250 mm
flue outlet diameter диаметър на изхода за димни газове	ø 130 mm
weight тегло	58 kg

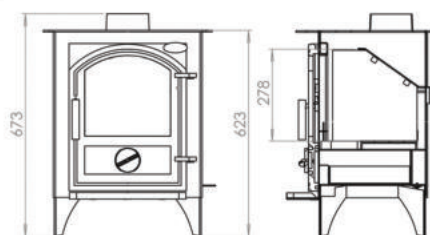
HEAT OUTPUT | МОЩНОСТ

nominal heat efficiency топлинна мощност	7.7 kW
room heating capacity капацитет на отопление	100 - 120 m²

VERSO 1 CID



Cast Iron Door



DIMENSIONS AND WEIGHT | РАЗМЕРИ И ТЕГЛО

w x d x h ш x д x в	470 x 400 x 673 mm
combustion chamber w x d x h горивна камера ш x д x в	390 x 280 x 350 mm
fuel chamber opening w x d x h отвор на горивната камера ш x в	265 x 250 mm
flue outlet diameter диаметър на изхода за димни газове	ø 130 mm
weight тегло	64 kg

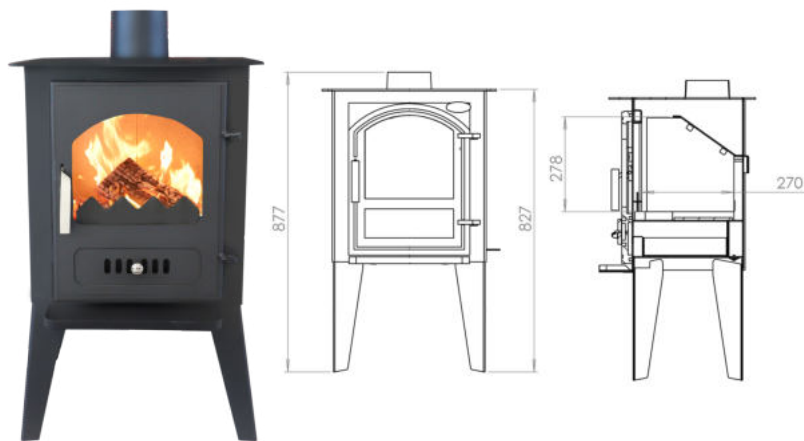
HEAT OUTPUT | МОЩНОСТ

nominal heat efficiency топлинна мощност	7.7 kW
room heating capacity капацитет на отопление	100 - 120 m²



A

VERSO 1 LL



DIMENSIONS AND WEIGHT | РАЗМЕРИ И ТЕГЛО

w x d x h ш x д x в	530 x 410 x 877 mm
combustion chamber w x d x h горивна камера ш x д x в	390 x 280 x 350 mm
fuel chamber opening w x d x h отвор на горивната камера ш x в	265 x 250 mm
flue outlet diameter диаметър на изхода за димни газове	ø 130 mm
weight тегло	60 kg

HEAT OUTPUT | МОЩНОСТ

nominal heat efficiency топлинна мощност	7.7 kW
room heating capacity капацитет на отопление	100 - 120 m³

VERSO 1 LL CID

Cast Iron Door



DIMENSIONS AND WEIGHT | РАЗМЕРИ И ТЕГЛО

w x d x h ш x д x в	530 x 410 x 877 mm
combustion chamber w x d x h горивна камера ш x д x в	390 x 280 x 350 mm
fuel chamber opening w x d x h отвор на горивната камера ш x в	265 x 250 mm
flue outlet diameter диаметър на изхода за димни газове	ø 130 mm
weight тегло	66 kg

HEAT OUTPUT | МОЩНОСТ

nominal heat efficiency топлинна мощност	7.7 kW
room heating capacity капацитет на отопление	100 - 120 m³



A



A

VERSO 1 STAND



DIMENSIONS AND WEIGHT | РАЗМЕРИ И ТЕГЛО

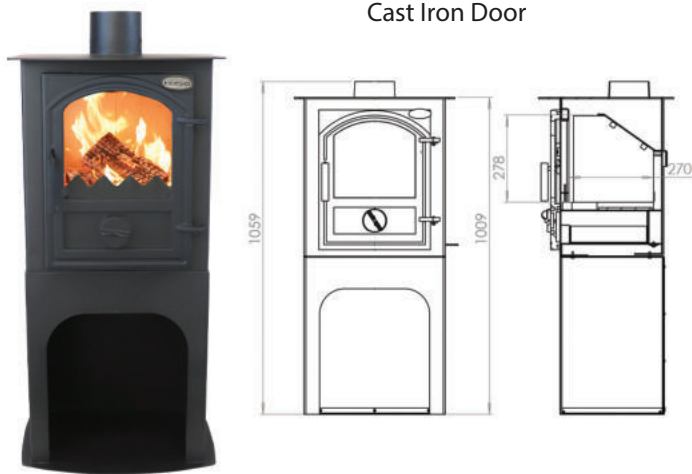
w x d x h ш x д x в	510 x 430 x 1059 mm
combustion chamber w x d x h горивна камера ш x д x в	390 x 280 x 350 mm
fuel chamber opening w x d x h отвор на горивната камера ш x в	265 x 250 mm
flue outlet diameter диаметър на изхода за димни газове	ø 130 mm
weight тегло	67 kg

HEAT OUTPUT | МОЩНОСТ

nominal heat efficiency топлинна мощност	7.7 kW
room heating capacity капацитет на отопление	100 - 120 m³

VERSO 1 STAND CID

Cast Iron Door



DIMENSIONS AND WEIGHT | РАЗМЕРИ И ТЕГЛО

w x d x h ш x д x в	510 x 430 x 1059 mm
combustion chamber w x d x h горивна камера ш x д x в	390 x 280 x 350 mm
fuel chamber opening w x d x h отвор на горивната камера ш x в	265 x 250 mm
flue outlet diameter диаметър на изхода за димни газове	ø 130 mm
weight тегло	73 kg

HEAT OUTPUT | МОЩНОСТ

nominal heat efficiency топлинна мощност	7.7 kW
room heating capacity капацитет на отопление	100 - 120 m³

Cooking Woodburning stoves



Embrace the art of wood-fired cooking with our woodburning modern cooking stoves collection. Combining timeless aesthetics with modern technology - self-closing doors, easy airflow regulation. Those stoves are the perfect addition to any kitchen, allowing you to create culinary masterpieces while enjoying the warmth and ambiance only a wood fire can provide. Having ageless, neat and classic lines, our cooking models turn out to be master of many trades - top plate cooking, oven baking and warming your home. Specifically designed to be pleasant to use, Verso CS is the perfect blend of functionality and efficiency.

Its diversity gives the option for every household of comfort and utility, being offered in several variations: with inox/steel oven, with ceramic/steel top plate, with colorful panel sides and drawer. All fireplaces are equipped with a thermometer and a base grill for the oven.

 MADE IN BULGARIA



DIMENSIONS AND WEIGHT | РАЗМЕРИ И ТЕГЛО

w x d x h ш x д x в	776 x 500 x 856 mm
combustion chamber w x d x h горивна камера ш x д x в	210 x 350 x 280 mm
flue outlet diameter диаметър на изхода за димни газове	ø 150 mm
oven dimensions w x d x h размери на фурната ш x д x в	345 x 360 x 210 mm
weight тегло	85 kg

HEAT OUTPUT | МОЩНОСТ

nominal heat efficiency топлинна мощност	7.7 kW
room heating capacity капацитет на отопление	100 - 120 m³

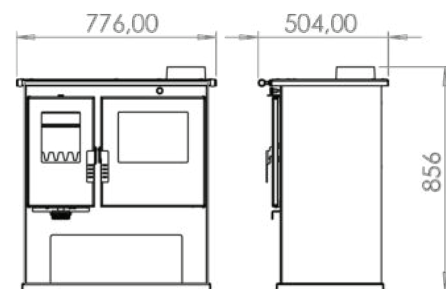
VERSO CS



STEEL TOP PLATE



STEEL OVEN




DIMENSIONS AND WEIGHT | РАЗМЕРИ И ТЕГЛО

w x d x h ш x д x в	776 x 500 x 856 mm
combustion chamber w x d x h горивна камера ш x д x в	210 x 350 x 280 mm
flue outlet diameter диаметър на изхода за димни газове	ø 150 mm
oven dimensions w x d x h размери на фурната ш x д x в	345 x 360 x 210 mm
weight тегло	85 kg


HEAT OUTPUT | МОЩНОСТ

nominal heat efficiency топлинна мощност	7.7 kW
room heating capacity капацитет на отопление	100 - 120 m³

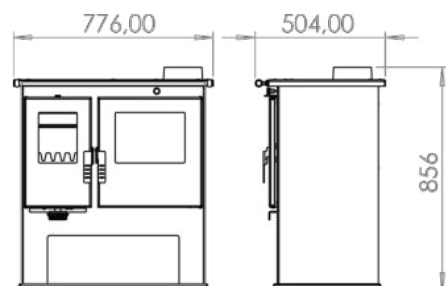
VERSO CS INOX



STEEL TOP PLATE



STAINLESS STEEL (INOX) OVEN





A+

DIMENSIONS AND WEIGHT | РАЗМЕРИ И ТЕГЛО

w x d x h ш x д x в	776 x 500 x 856 mm
combustion chamber w x d x h горивна камера ш x д x в	210 x 350 x 280 mm
flue outlet diameter диаметър на изхода за димни газове	ø 150 mm
oven dimensions w x d x h размери на фурната ш x д x в	345 x 360 x 210 mm
weight тегло	85 kg

HEAT OUTPUT | МОЩНОСТ

nominal heat efficiency топлинна мощност	7.7 kW
room heating capacity капацитет на отопление	100 - 120 m³

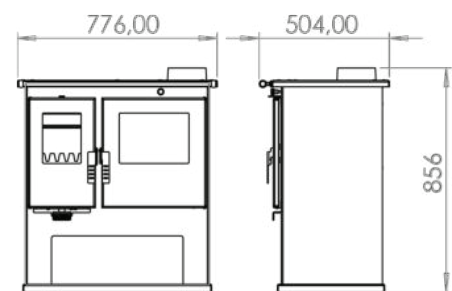
VERSO CS CERAMIC



CERAMIC TOP PLATE



STEEL OVEN



A+

DIMENSIONS AND WEIGHT | РАЗМЕРИ И ТЕГЛО

w x d x h ш x д x в	776 x 500 x 856 mm
combustion chamber w x d x h горивна камера ш x д x в	210 x 350 x 280 mm
flue outlet diameter диаметър на изхода за димни газове	ø 150 mm
oven dimensions w x d x h размери на фурната ш x д x в	345 x 360 x 210 mm
weight тегло	85 kg


HEAT OUTPUT | МОЩНОСТ

nominal heat efficiency топлинна мощност	7.7 kW
room heating capacity капацитет на отопление	100 - 120 m³

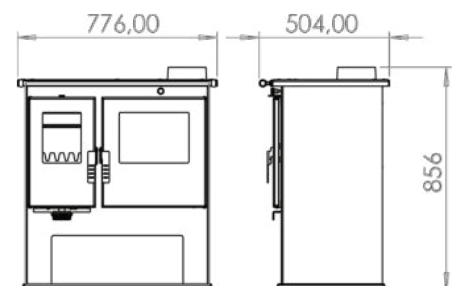
VERSO CS INOX CERAMIC



CERAMIC TOP PLATE



STAINLESS STEEL (INOX) OVEN





BLACK




IVORY



BURGUNDY

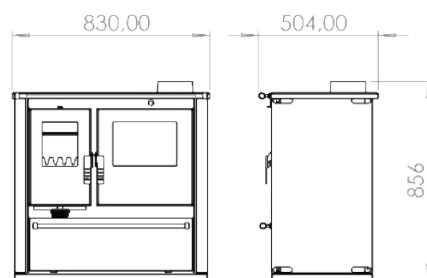
VERSO CS PLUS



STEEL TOP PLATE



STEEL OVEN



DIMENSIONS AND WEIGHT | РАЗМЕРИ И ТЕГЛО

w x d x h ш x д x в	830 x 500 x 856 mm
combustion chamber w x d x h горивна камера ш x д x в	210 x 350 x 280 mm
flue outlet diameter диаметър на изхода за димни газове	ø 150 mm
oven dimensions w x d x h размери на фурната ш x д x в	345 x 360 x 210 mm
weight тегло	95 kg

HEAT OUTPUT | МОЩНОСТ

nominal heat efficiency топлинна мощност	7.7 kW
room heating capacity капацитет на отопление	100 - 120 m³



BLACK



IVORY




BURGUNDY

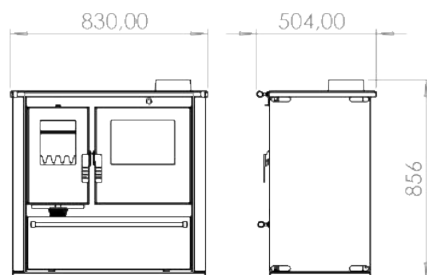
VERSO CS PLUS INOX



STEEL TOP PLATE



STAINLESS STEEL (INOX) OVEN



DIMENSIONS AND WEIGHT | РАЗМЕРИ И ТЕГЛО

w x d x h ш x д x в	830 x 500 x 856 mm
combustion chamber w x d x h горивна камера ш x д x в	210 x 350 x 280 mm
flue outlet diameter диаметър на изхода за димни газове	ø 150 mm
oven dimensions w x d x h размери на фурната ш x д x в	345 x 360 x 210 mm
weight тегло	95 kg

HEAT OUTPUT | МОЩНОСТ

nominal heat efficiency топлинна мощност	7.7 kW
room heating capacity капацитет на отопление	100 - 120 m³




BLACK

IVORY

BURGUNDY

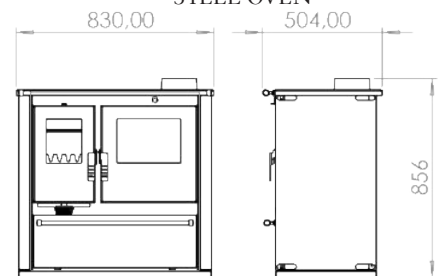
VERSO CS PLUS CERAMIC



CERAMIC TOP PLATE



STEEL OVEN



DIMENSIONS AND WEIGHT | РАЗМЕРИ И ТЕГЛО

w x d x h ш x д x в	830 x 500 x 856 mm
combustion chamber w x d x h горивна камера ш x д x в	210 x 350 x 280 mm
flue outlet diameter диаметър на изхода за димни газове	ø 150 mm
oven dimensions w x d x h размери на фурната ш x д x в	345 x 360 x 210 mm
weight тегло	95 kg

HEAT OUTPUT | МОЩНОСТ

nominal heat efficiency топлинна мощност	7.7 kW
room heating capacity капацитет на отопление	100 - 120 m³



BLACK


IVORY

BURGUNDY

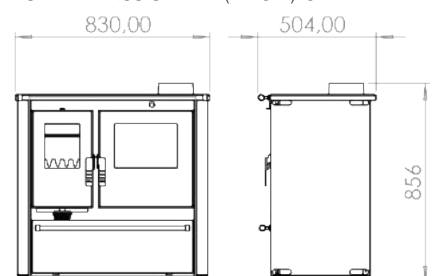
VERSO CS PLUS INOX CERAMIC



CERAMIC TOP PLATE



STAINLESS STEEL (INOX) OVEN



DIMENSIONS AND WEIGHT | РАЗМЕРИ И ТЕГЛО

w x d x h ш x д x в	830 x 500 x 860 mm
combustion chamber w x d x h горивна камера ш x д x в	210 x 350 x 280 mm
flue outlet diameter диаметър на изхода за димни газове	ø 150 mm
oven dimensions w x d x h размери на фурната ш x д x в	345 x 360 x 210 mm
weight тегло	95 kg

HEAT OUTPUT | МОЩНОСТ

nominal heat efficiency топлинна мощност	7.7 kW
room heating capacity капацитет на отопление	100 - 120 m³



A+

VERSO CS PLUS S

You can choose between three colors stones:



SP



SC



CP



and all the variations of the cooking stoves collection:

- VERSO CS PLUS S - STEEL OVEN AND STEEL COOKING TOP
- VERSO CS PLUS S INOX - INOX OVEN AND STEEL COOKING TOP
- VERSO CS PLUS S CERAMIC - STEEL OVEN AND CERAMIC COOKING TOP
- VERSO CS PLUS S INOX CERAMIC - INOX OVEN AND CERAMIC COOKING TOP

DIMENSIONS AND WEIGHT | РАЗМЕРИ И ТЕГЛО

w x d x h ш x д x в	830 x 500 x 856 mm
combustion chamber w x d x h горивна камера ш x д x в	210 x 350 x 280 mm
flue outlet diameter диаметър на изхода за димни газове	ø 150 mm
oven dimensions w x d x h размери на фурната ш x д x в	345 x 360 x 210 mm
weight тегло	105 kg

HEAT OUTPUT | МОЩНОСТ

nominal heat efficiency топлинна мощност	7.7 kW
room heating capacity капацитет на отопление	100 - 120 m³

VERSO CS PLUS S INOX CERAMIC - SP



VERSO CS PLUS S INOX - SP



A drawer for storing kitchenware or keeping your food warm.



Verso Engineering LTD
5100 Gorna Oryahovitsa, Ivan Momchilov str. 4A, Bulgaria
e-mail: marketing@verso-bg.com
www.verso-bg.com